

WED325 WCS PWash&8kg
W1 front-loader washing machine
with QuickPowerWash from 0 to clean in 49 minutes.



- QuickPowerWash ensures fast, efficient results in just 49 minutes
- Our honeycomb drum ensures that laundry stays in perfect condition
- The Pre-ironing extra reduces creasing and saves up to 50 % time and effort#
- Exclusive CapDosing range for different textiles and stains
- Economical, powerful and no wear and tear – the ProfiEco Motor



EAN: 4002516249382 / Material number: 11358790 / Old Material Number: 11ED3251GB

Construction type	
Suitable for stacking	•
Side-by-side	•
Slot-in	•
Can be built-under	•
Door hinge	right
Model	
Product brand	W1 Chrome Edition
Front-loader	•
Spinning	
Max. spin speed	1400
Rinse hold	•
Without spin function	•
Design	
Appliance colour	Lotus white
Control panel colour	Lotus white
Door design	Graphite grey PearlFinish
Rotary selector colour	Lotus White
Control panel version	Straight
Control type	Rotary control
Display	DirectSensor white, 7 segment
Cleaning performance	
Innovative PowerWash technology	•
CapDosing portioned dispensing	•
Gentle laundry care	
Honeycomb drum	•
Load in kg	8.0
User convenience	
Delay start up to 24 hours	•
Time left display	•
AutoClean detergent drawer	•
AddLoad	•
Efficiency and sustainability	
Energy efficiency class (A–G)	A
Weighted energy consumption per 100 operating cycles for the wash cycle in kWh	47
Weighted water consumption per cycle in l	47
Spin efficiency class	B
Acoustic airborne noise emission class (spin cycle)	A
Sound emissions during spin cycle in dB(A) re 1 pW	70
Duration of the "ECO 40–60" programme at nominal capacity	219
Power rating in off mode in W	0.30
Low temperature wash "Cold" and "20 °C"	•
Automatic load control	•
Foam sensing	•
ProfiEco motor	•
Wash programmes	
QuickPowerWash	•
Cottons (coloureds)	•

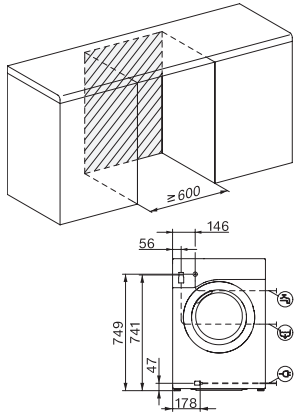
WED325 WCS PWash&8kg
W1 front-loader washing machine
with QuickPowerWash from 0 to clean in 49 minutes.



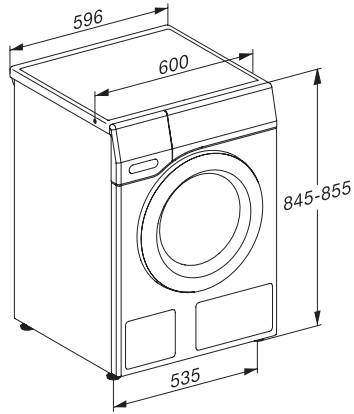
EAN: 4002516249382 / Material number: 11358790 / Old Material Number: 11ED3251GB

Minimum iron	•
Delicates	•
Shirts	•
Woollens (hand-washable)	•
Express 20	•
Proofing	•
Cottons Arrow	•
Separate rinse/Starch	•
Drain / Spin	•
ECO 40-60	•
Washing extras	
Short	•
Pre-wash	•
Water plus	•
Additional rinse cycle	•
Pre-ironing with steam	•
Buzzer	•
Quality	
Suds container	Stainless Steel
Counterweights made of cast iron	•
Safety	
Water protection system	Watercontrol-System
Safety lock	•
PIN-Code	•
Optical interface	•
Technical data	
Dimensions in mm (width)	596
Dimensions in mm (height)	850
Dimensions in mm (depth)	636
Appliance depth in mm with opened door	1054
Appliance depth excluding door (for building-under) in mm	600
Weight in kg	91
Total rated load in kW	2.10-2.40
Voltage in V	220-240
Fuse rating in A	13
Frequency in Hz	50
Length of supply lead in m	2

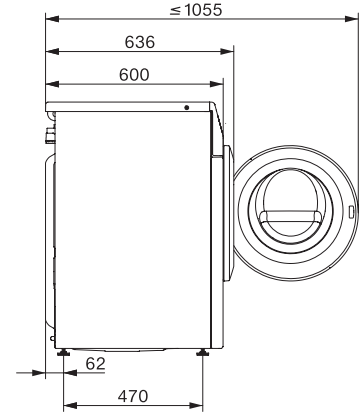
WED325 WCS PWash&8kg
W1 front-loader washing machine
with QuickPowerWash from 0 to clean in 49 minutes.



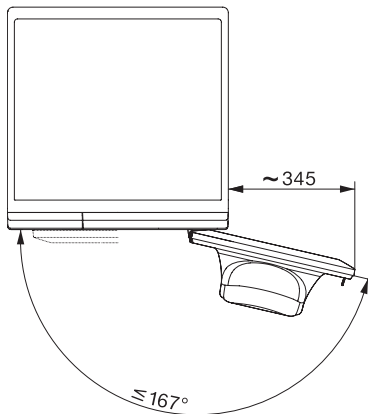
W1 installation drawing, slanted fascia or straight fascia, measures in mm



W1 drawing, slanted fascia or straight fascia, measures in mm



W1 drawing, slanted fascia or straight fascia, measures in mm



W1 drawing, slanted fascia or straight fascia, measures in mm