

WTR860WPM PWash&TDos 8/5kg

WT1 washer-dryer:

with TwinDos and QuickPower – ready-to-wear clothes at the touch of a button.



- Automatic detergent dispensing at the touch of a button – TwinDos
- Washing and drying in the shortest of times – QuickPower
- Your favourite items are ready in < 1 hour – Single Wash&Dry
- M Touch – the appliance is controlled by tapping or swiping
- Miele@home – clever networking opens up new possibilities\*

\* Additional digital offer from Miele & Cie. KG. All smart applications are made possible with the Miele@home system. The range of functions can vary depending on the model and the country.



EAN: 4002516371021 / Material number: 11576550 / Old Material Number: 11TR8604GB

Construction type	
Suitable for stacking	•
Side-by-side	•
Slot-in	•
Can be built-under	•
Door hinge	right
Model	
Front-loader	•
Washing machine with TD fct.	
Continuous washing and drying cycle	•
Electronic residual moisture sensing	•
Condenser driers with water cooling	•
Thermospin	•
Spinning	
Max. spin speed	1600
Rinse hold	•
Without spin function	•
Design	
Appliance colour	Lotus white
Control panel colour	Lotus white
Door design	Chrome
Control panel version	Straight
Control type	Touch control
Display	MTouch
Cleaning performance	
Innovative PowerWash technology	•
PowerWash	•
TwinDos automatic detergent dispensing	•
CapDosing portioned dispensing	•
Stains option	•
Certified virus hygiene	•
Gentle laundry care	
Honeycomb drum	•
Load in kg for washing	8.0
Load in kg when drying	5.0
PerfectCare technology	•
User convenience	
Networking with Miele@home	•
SteamCare steam system	•
Delay start up to 24 hours	•
Time left display	•
Time of day display	•
Programme sequence indicator	in display
Favourite programmes	•
Automatic rinse out fluff	•
Drum lighting	LED
MultiLingua	•
AutoClean detergent drawer	•
AddLoad	•

WTR860WPM PWash&TDos 8/5kg

WT1 washer-dryer:

with TwinDos and QuickPower – ready-to-wear clothes at the touch of a button.



EAN: 4002516371021 / Material number: 11576550 / Old Material Number: 11TR8604GB

## Efficiency and sustainability

Energy efficiency class (A–G)	A
Energy efficiency class for washing and drying (A–G)	D
Weighted energy consumption per 100 operating cycles for the complete operating cycle in kWh	262
Weighted energy consumption per 100 operating cycles for the wash cycle in kWh	46
Weighted water consumption per operating cycle for the wash cycle in l	47
Weighted water consumption per operating cycle for the complete operating cycle in l	68
Spin efficiency class	A
Acoustic airborne noise emission class (spin cycle)	A
Sound emissions during spin cycle in dB(A) re 1 pW	69
Programme running time at nominal capacity for the wash cycle	219
Programme running time at nominal capacity for the complete operating cycle	389
Power rating in off mode in W	0.10
Power rating in networked standby in W	0.50
Low temperature wash "Cold" and "20 °C"	•
Flow meter	•
Foam sensing	•
ProfiEco motor	•

## Wash programmes

QuickPower	•
Automatic	•
Cottons (coloureds)	•
Minimum iron	•
Shirts	•
Silk (hand-washable)	•
Woollens (hand-washable)	•
Express	•
Dark garments	•
Denim	•
Outerwear	•
Proofing	•
Sportswear	•
Trainers	•
Pillows	•
Down	•
Curtains	•
Cottons hygiene	•
Clean machine	•
Cottons Arrow	•
First wash	•
Starch	•
ECO 40-60	•

## Drying programmes

QuickPower	•
Automatic	•
Cottons (coloureds)	•
Minimum iron	•

WTR860WPM PWash&TDos 8/5kg

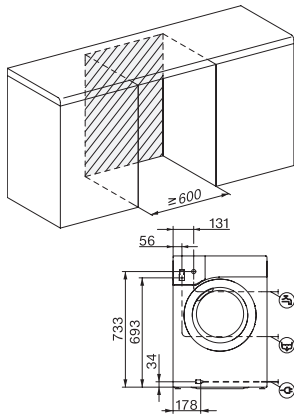
WT1 washer-dryer:

with TwinDos and QuickPower – ready-to-wear clothes at the touch of a button.

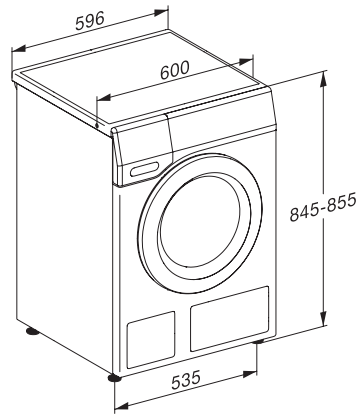
WTR860WPM PWash&TDos 8/5kg

WT1 washer-dryer:

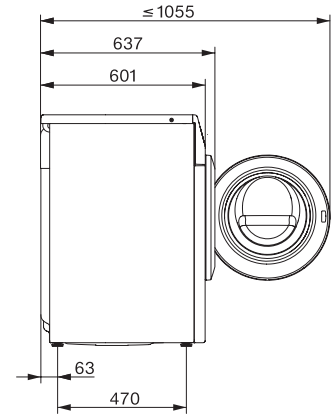
with TwinDos and QuickPower – ready-to-wear clothes at the touch of a button.



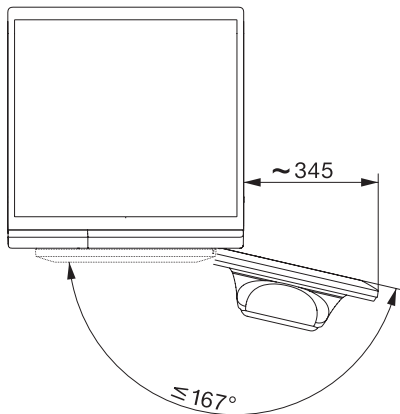
WT1 8/5 kg, installation drawing, slanted fascia or straight fascia, measures in mm



WT1 8/5 kg, drawing, slanted fascia or straight fascia, measures in mm



WT1 8/5 kg, drawing, slanted fascia or straight fascia, measures in mm



WT1 8/5 kg, drawing, slanted fascia or straight fascia, measures in mm